



04.03.10

**NEDERMAN NORCLEAN**  
***PRODUCT-/PART LIST***

**Abbreviations used in product lists**

- A2 = AISI 304
- A4 = AISI 316L
- A = Area, in sq.m.
- Qv = Airflow in Nm<sup>3</sup>/hr
- B = Width, in mm.
- D = Diameter, in mm.
- Di = Inside diameter, in mm.
- Fc = Filtercategory (DINEN 60335-2-69)
- Hp = Height of part when fitted to other parts, in mm.
- Ht = Height total, in mm.
- L = Length, in mm.
- Ma = Material
- Hou = Hour
- Min = Minute
- Sec = Second
- Std = Standard
- p = Vacuum in mm watercolumn (WC)
- l = litres
- Wt = Weight




All figures given in brackets (xxxxxxx) refer to spare parts for above article.

**Delivery groups (Dg):**

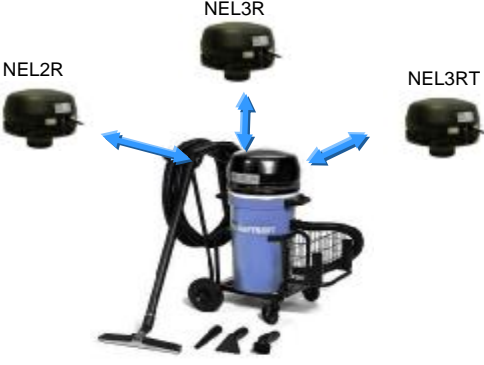
- Group A - Articles with delivery time: 3 days
- Group B - Articles with delivery time: 5 days
- Group C - Articles with delivery time: 10 days
- Group D - Articles with delivery time: 15 days
- Group E - Articles with delivery time: 25 days
- Group F - Articles with delivery time on request.

**Additional info:**

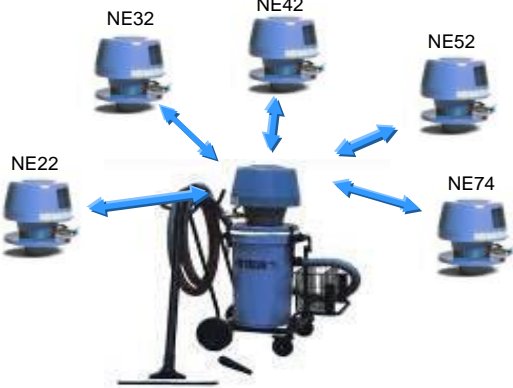
Following parts can be supplied with the vacuum units

	Branch pipe with 1 quick coupling installed on the vacuum unit.
	Branch pipe with 2 quick couplings installed on the vacuum unit.
	Centralized air discharge.
	Black conductive silencing hood parts for ex-proofing.
	Any combination of the above.

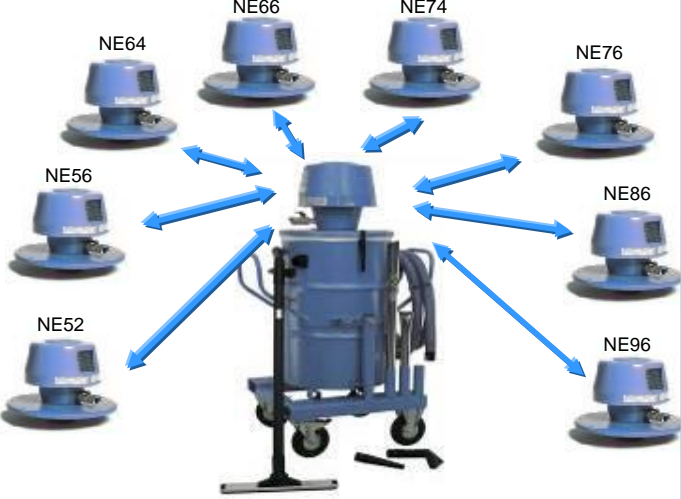
Error may occur in this document  
 Products and models in this list are only a selection of what we can offer.



NB!  
 All models in the system 50 series can be used with other electric power heads in the system 50 groups.



NB!  
 All models in the system 50 series can be used with other ejector type power heads in the system 50 groups.

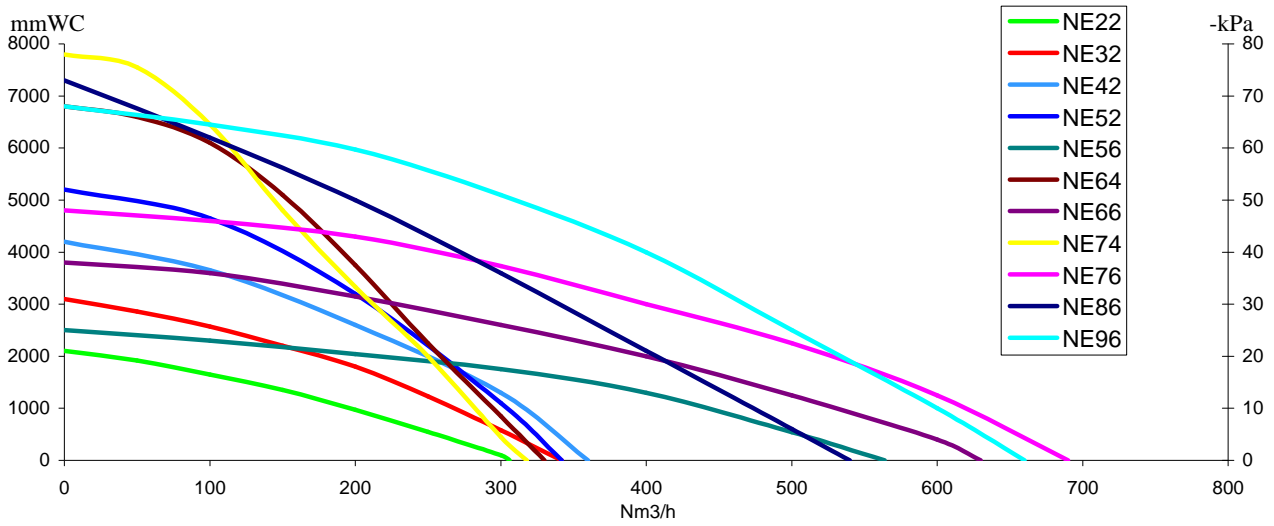


NB!  
 All models in the system 200 series can be used with other ejector type power heads in the system 200 groups.

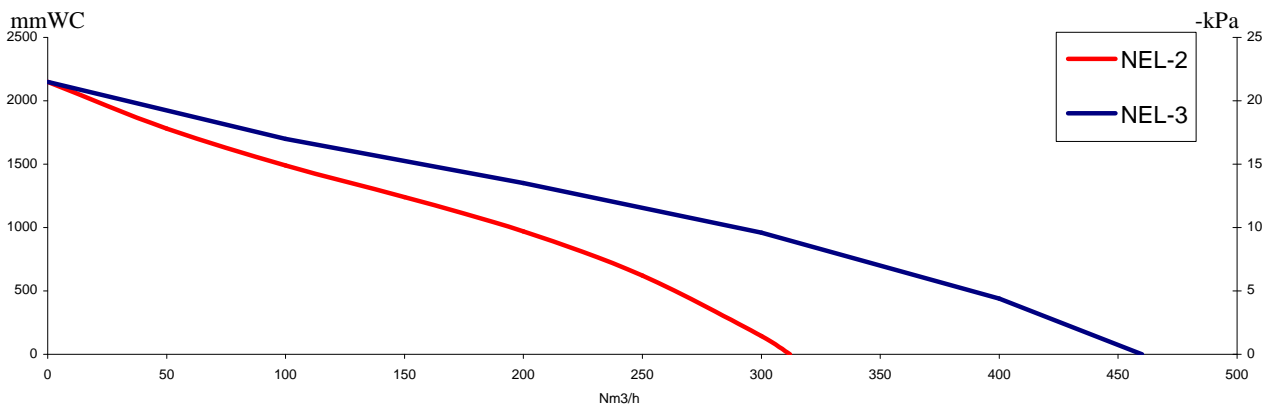
Other colors on request, RAL code must be specified.

--	--	--	--	--	--	--

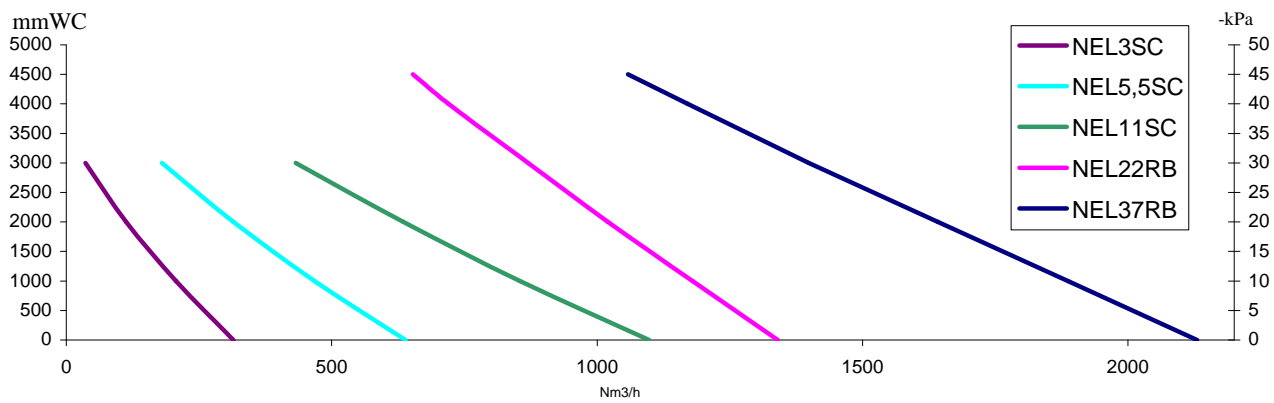
### Air powered ejectors



### Electric powered heads



### Electric heavy duty units



### Compressed air hose sizes

Necessary hose dimension for compressed air line, inner diameter.

NE22	12mm		20mm		25mm		32mm		38mm		51mm		63mm	
NE32	12mm		20mm		25mm		32mm		38mm		51mm		63mm	
NE42	12mm		20mm		25mm		32mm		38mm		51mm		63mm	
NE52	12mm		20mm		25mm		32mm		38mm		51mm		63mm	
NE56	12mm		20mm		25mm		32mm		38mm		51mm		63mm	
NE64	12mm		20mm		25mm		32mm		38mm		51mm		63mm	
NE66	12mm		20mm		25mm		32mm		38mm		51mm		63mm	
NE74	12mm		20mm		25mm		32mm		38mm		51mm		63mm	
NE76	12mm		20mm		25mm		32mm		38mm		51mm		63mm	
NE86	12mm		20mm		25mm		32mm		38mm		51mm		63mm	
NE96	12mm		20mm		25mm		32mm		38mm		51mm		63mm	
m	5		10		15		20		30		40		50	
Di	12mm	20mm	25mm	32mm	38mm	51mm	63mm							
	1/2"	3/4"	1"	1 1/4"	1 1/2"	2"	2 1/2"							

IMPORTANT: Too long and/or too small hoses, result in high pressure loss in compressed air supply, and hence reduced capacity. Couplings must have sufficient flow area. Quick disconnecting couplings are not recommended. To avoid continuous running of compressor at high speed, we recommend a compressor capacity higher than the ejector unit consumption



# ATEX

The objective of directive 94/9/EC is to ensure free movement for the products to which it applies in the EU territory. Therefore the directive, based on Article 95 of the EC Treaty, provides for harmonized requirements and procedures to establish compliance.

**On 1. July 2003, two ATEX directives became mandatory:**

## **ATEX Directive 94/9/EC**

The ATEX Directive 94/9/EC, which applies to equipment manufacturers and harmonizes the technical and legal standards to which equipment for use in potentially explosive atmospheres is manufactured.

## **ATEX Directive 99/92/EC**

The ATEX Directive 99/92/EC, which applies to end-users and requires a complete, documented analysis to be conducted on sites that may have a potentially explosive atmosphere and that only ATEX certified electrical, mechanical and safety related systems are installed.

The Directive 99/92/EC states that it is the responsibility of the user/employer to assess and classify the working environment as to whether there is a risk of explosive atmospheres, taking into account at least the following:

- *the likelihood that explosive atmospheres will occur and their persistence.*
- *the likelihood that ignition sources, including electrostatic discharges, will be present and become active and effective.*
- *the installations, substances used, processes and their possible interaction*

*the scale of the anticipated effects.*

In short, the first step is to determine whether the risk is due to gas or dust, the second step is to determine the classification zone.

## ATEX marking

Norclean Line ATEX approved products are normally classified as:



### Equipment Group

I-Mining  
II- Non-Mining

### Equipment Category

Category 1: Gas Zone 0, Dust Zone 20  
Category 2: Gas Zone 1, Dust Zone 21  
Category 3: Gas Zone 2, Dust Zone 22

### Classification zones for GAS

#### Zone 0

An area where an explosive atmosphere is continually present or present for long periods of time, for example inside liquid fuel tanks.

#### Zone 1

An area where an explosive atmosphere is present in normal operation but not continually, for example refuelling areas.

#### Zone 2

An area where an explosive atmosphere is not likely to occur in normal operation and if it does occur it will exist only for a short time, for example storage areas of solvent in sealed drums.

### Classification zones for DUST

#### Zone 20

Place in which an explosive atmosphere in the form of a cloud of combustible dust in air is present continuously, or for long periods of time or frequently.

#### Zone 21

Place in which an explosive atmosphere in the form of a cloud of combustible dust in air is likely to occur in normal operation occasionally.

#### Zone 22

Place in which an explosive atmosphere in the form of a cloud of combustible dust in air is not likely to occur in normal operation but if it does occur, will persist for a short period only.

### Type of explosive atmosphere

G: Gas, vapour and mist  
D: Dust

### Protection method

c: Protection by constructional safety (c) EN 13463-5: Non-electrical equipment intended for use in potentially explosive atmospheres

### Gas/Dust group

II B Gas group B  
II C Gas group C  
B-Ethylen (<60µJ Ignition Energy)  
C-Hydrogen and Acetylene (<20µJ Ignition Energy)

### Dust Temperature Classification

60°C : Maximum Surface Temperature

### Gas Temperature Classification

T6: 85°C Maximum Surface Temperature

Norclean Line ATEX products supplied with PE or PUR EL hoses are compliant with Gas Group II C (Highest class). The PVC or standard PUR hoses are only compliant with Gas Group II B.

The ATEX approved Norclean Line range are all made of conductive and antistatic material, to comply with the ATEX directive 94/9/EC, and can be used in explosion hazardous category 2 and 3 areas.

Code no. Dg Description Weight(kg)



42101400 B Ab014 - Drum filler, NE14.  
Handy ejector-driven drum filler, an efficient remedy for collection and transport of oil, chemicals, water etc. It is placed in a bung-hole (R 2") of an empty but suitable oil drum. By connecting the unit to a compressed air hose and a suction hose, it is ready for use. Suction stops when the drum is full, due to the built-in float stop. Suitable for emptying of oil sumps, oil drums and dry suction of floors after oil spill etc.  
NB! Drum is not included.

Length x Width x Height (mm): 530x430x650



42111500 A Ab115 - Ejectorcleaner System 50, NE32.  
A high capacity vacuum unit for suction and transportation of various nonflammable liquids like oil, chemicals, mud, cooling liquids and water, as well as metal chips, sand, and other granules. The standard version vacuum unit can fill the container with liquids in a minute or two. Suction equipment is made for heavy duty work. The container can be tipped for ease of emptying.

Length x Width x Height (mm): 800x600x1200

42111580 A Ab115 - Ejectorcleaner System 50, NE22.  
without accessories Wt= 41,0

42111581 A Ab115 - Ejectorcleaner System 50, NE32.  
without accessories Wt= 41,0

42111582 A Ab115 - Ejectorcleaner System 50, NE42.  
without accessories Wt= 41,0

42111583 A Ab115 - Ejectorcleaner System 50, NE52.  
without accessories Wt= 41,0

42111584 A Ab115 - Ejectorcleaner System 50, NE74.  
without accessories Wt= 41,0

Length x Width x Height (mm): 800x600x1200



42113900 C Ab139 - Ejectorcleaner System 50, NE52.  
A heavy duty vacuum unit excellent for suction of liquids. Can transport material over long vertical and horizontal distances. Suitable for various cleaning and liquid pick-up operations in industry. A stainless steel container option for corrosive materials is available. Equipped with 2" BSP drain valve for product discharge. Suitable for suction of granules, oil, water and other liquefied products.

Length x Width x Height (mm): 800x600x1650



42121600 A Ab216 - Ejectorcleaner System 50, NE32.  
Fine dust problems are easily solved by this high capacity vacuum unit. Efficient cyclonic preseparation of the dust before the absolute/HEPA filter.  
The filter cleaning process is simple and efficient. The compressed air powered ejector system creates the high vacuum and airflow needed for successful material collection and transportation. The unit can be fitted with a larger container for increased capacity.

Length x Width x Height (mm): 800x600x1550

42121680 A Ab216 - Ejectorcleaner System 50, NE22.  
without accessories Wt= 59,0

42121681 A Ab216 - Ejectorcleaner System 50, NE32.  
without accessories Wt= 59,0

42121682 A Ab216 - Ejectorcleaner System 50, NE42.  
without accessories Wt= 59,0

42121683 A Ab216 - Ejectorcleaner System 50, NE52.  
without accessories Wt= 59,0

42121684 A Ab216 - Ejectorcleaner System 50, NE74.  
without accessories Wt= 59,0

Length x Width x Height (mm): 800x600x1550

Code no. Dg Description Weight(kg)



**42130600 C Ab306 - Ejectorcleaner System 50, NE32.**  
 Dual container system, with pre-separator, designed for the collection of liquids, dust, sand, and other fine granules. The system contains three separation/filtration stages that ensure optimum cleaning efficiency. The float ball prevent the first container from overflowing. Suction equipment is strong and durable. Engineered so that the trolley mounted containers can be easily tilted to empty their materials. The trolley is equipped with large high quality wheels for ease of mobility.

Length x Width x Height (mm): 1760x550x1200



**42140500 C Ab405 - Ejectorcleaner System 50, NE52.**  
 Dual container system, designed for removal of industrial waste. This powerful suction unit comes equipped with a silo and filter container for the removal of industrial waste materials. Special swiveling, locking wheels are sized to increase mobility, and make the handling of heavy loads simple. The silo is designed to allow the collected material to be discharged over gratings or chutes for the central collection of materials. The unit can be equipped with an adjustable counterweight valve and holder for discharge into bags. The model include slots for handling by forklift.

Length x Width x Height (mm): 1400x730x1820



**42142600 D Ab426 - Ejectorcleaner System 50, NE52.**  
 Dual container system, designed for removal of industrial waste. This powerful suction unit comes equipped with a silo and cyclonic preseparator of the dust before the absolute/HEPA filter, ensuring the efficient filtration of large quantities of dust. The filter cleaning process is simple and efficient. Special swiveling, locking wheels are sized to increase mobility, and make the handling of heavy loads especially easy. The model include slots for handling by forklift.

Length x Width x Height (mm): 1400x730x1820



**42145000 C Ab450 - Ejectorcleaner System 50, NE42.**  
 Single container system for fixed installation. Equipped with NCF filter which is automatically cleaned at each system stop. Cyclonic discharge of the material into a container of 47 liters. For general dust and granulated material. Suitable for smal central suction systems

Length x Width x Height (mm): 800x600x1670

Code no. Dg Description Weight(kg)



**42147100 D Ab471 - Ejectorcleaner System 50, NE52.**  
 Dual container system for fixed installation with in built frame. Grit and granulate discharger for splitting blasting grit from dust. Installed on silo for grit storage. Dust is discharged in the NCF filter and collected in a container. The filter is automatically cleaned at the system shut off, or can be done automatically by installation of timer control system. Heavy-duty vacuum unit for material collection over rather long distance. Suitable for collection of mixed dusty and granulated products.

Length x Width x Height (mm): 1370x880x1960



**42150000 B Ab500 - Ejectorcleaner System 200, NE52.**  
 Single container system, designed for the collection of coarse particles, such as chips and granules as well as liquids and sludge. The high vacuum allows for transportation of material over a long distance. The container collects and holds a large volume of material. The unit is supplied with a bottom drain valve for quick and simple discharge of liquids.

Length x Width x Height (mm): 1200x800x1600

**42150080 B Ab500 - Ejectorcleaner System 200, NE52.**  
 without accessories Wt= 62,0

**42150082 B Ab500 - Ejectorcleaner System 200, NE64.**  
 without accessories Wt= 62,0

**42150084 B Ab500 - Ejectorcleaner System 200, NE74.**  
 without accessories Wt= 62,0  
 Length x Width x Height (mm): 1200x800x1600



**42151000 B Ab510 - Ejectorcleaner System 200, NE52.**  
 Single container system, designed for the collection of large quantities of coarse particles, such as chips and granules as well as liquids and sludge. The high vacuum allows for transportation of material over long distances. Trolley mounted container easily tips to discharge its content. Including slots for forklift handling, making the system mobile and flexible. The unit is supplied with a bottom drain valve for quick and simple discharge of liquids.

Length x Width x Height (mm): 1150x750x1640

**42151080 B Ab510 - Ejectorcleaner System 200, NE52.**  
 without accessories Wt= 90,0

**42151082 B Ab510 - Ejectorcleaner System 200, NE64.**  
 without accessories Wt= 90,0

**42151084 B Ab510 - Ejectorcleaner System 200, NE74.**  
 without accessories Wt= 90,0  
 Length x Width x Height (mm): 1150x750x1640



Code no. Dg Description Weight(kg)



**42157000 B Ab570 - Ejectorcleaner System 200, NE64. NCF3.15**  
 Mobile silo system with high suction capacity, designed for the collection of dusty materials and granules, such as steel grit, sand, etc. The silo is equipped with a manually operated discharge valve. Can be supplied with counterweight valve or pneumatic valve for automatic operations. Equipped with the efficient self-cleaning NCF filter. Including slots for forklift handling, allowing it to be emptied into all types of containers, feeding systems or floor bin.

Wt= 203,0

Length x Width x Height (mm): 1020x880x2090

**42157080 C Ab570 - Ejectorcleaner System 200, NE52. NCF3,15**  
 without accessories Wt= 180,0

**42157082 C Ab570 - Ejectorcleaner System 200, NE64. NCF3,15**  
 without accessories Wt= 180,0

**42157084 C Ab570 - Ejectorcleaner System 200, NE74. NCF3,15**  
 without accessories Wt= 180,0

**42157085 C Ab570 - Ejectorcleaner System 200, NE76. NCF5,25**  
 without accessories Wt= 180,0

**42157086 C Ab570 - Ejectorcleaner System 200, NE96. NCF5.25**  
 without accessories Wt= 180,0  
 Length x Width x Height (mm): 1020x880x2090



**42157500 D Ab570 -Ejectorcleaner System 200. NE64. NCF3,15**  
 Mobile silo system with high suction capacity, designed for the collection of dusty materials and granules, such as steel grit, sand, etc. The silo is equipped with a manually operated discharge valve (D 320). It is equipped with the efficient self-cleaning NCF filter. Including slots for forklift handling, allowing it to be emptied into all types of containers, feeding systems or floor bin.

Length x Width x Height (mm): 1040x880x2250



**42158100 D Ab581 - Ejectorcleaner System 200, NE76.**  
 Powerful and flexible vacuum unit installed on trolley, equipped with a grit/dust discharge unit on pre-separator silo. The cleaned grit can be emptied into all types of containers, feed system or floor bin. The dust is trapped in the NCF filter and collected in the second stage silo. Suitable for use in blasting halls for grit recovery and cleaning of blasted hulls and steel structures.

Wt= 290,0

Length x Width x Height (mm): 1640x890x1820



**42160000 C Ab600 - Ejectorcleaner System 200, NE64.**  
 Silo system with high suction capacity for fixed installations. Designed for the collection of dusty materials such as granules, steel grit and recovery of precious metals. The silo is equipped with a manual discharge valve. Can be supplied with counterweight or pneumatic valves for automatic operations. Equipped with the efficient and self-cleaning NCF filter. The unit can be fitted with automatic remote control. The unit is often used as power pack in central suction systems.

Wt= 144,0

Length x Width x Height (mm): 1150x1000x2740

**42160080 C Ab600 - Ejectorcleaner System 200, NE64.**  
 without accessories Wt= 127,0  
 Length x Width x Height (mm): 1150x1000x2740

Code no. Dg Description

Weight(kg)

**42171000 C Ab710 - Ejectorcleaner System 200, NE74.**

This robust and extremely powerful system is designed for the recovery of blasting shot. Equipped with automatic pneumatic pinch valve and automatic self-cleaning NCF filter. Most of the dust is separated from the blasting shot or from the collected granulates. The dust is channelled into its own container, while the blasting shot or granulated material is fed back into the blasting pot, onto conveyors or into other containers.

Wt= 271,0

Length x Width x Height (mm): 1875x1000x2000

**42172200 D Ab722 - Ejectorcleaner System 200, NE96.**

An extremely powerful vacuum unit for the collection of blasting grit and other granulated material. The combination of high vacuum and high airflow make material transport over long distance possible. Compact design, built on a frame with the possibility of transportation by forklift. Equipped with grit and dust separator. The clean grit is collected in a silo and can be re-used. The dust is trapped in a high efficient NCF filter and discharged into a dustbin.

Wt= 300,0

Length x Width x Height (mm): 1530x1000x2000

Code no. Dg Description

Weight(kg)



**42210500 C Ab105Ex - Ejectorcleaner System 50, NE22, ATEX Ex II 2 GD.**  
Air powered ejector system, with light suction equipment for cleaning floors, walls, beam constructions, and the like. Capacity superior to most of the portable electrical vacuums in the market. The versatile cleaner can be used in industries and institutions. Can be equipped with absolute/HEPA filters for suction of hazardous dust and granulates.  
ATEX approval;  
EX II 2 GD c IIC 60°C (T6).

Wt= 50,0

Length x Width x Height (mm): 800x600x1200



**42214000 C Ab140Ex - Ejectorcleaner System 50, NE64, ATEX Ex II 2 GD.**  
This heavy duty stainless steel vacuum unit is excellent for suction of hazardous and flammable liquids. Can transport material over long vertical and horizontal distances. Suitable for various cleaning and liquid pick-up operations in industry. Designed for stripping of cargo tanks and deep well sumps in shipping. Often connected to tank stripping pumps equipped with stripping pipe. Equipped with 1½" Camlock couplings for suction inlet and product discharge connections for a safe emptying process. Parts in direct contact with collected liquids are made from stainless steel. All parts are antistatic and conductive to avoid static electricity loading. Suitable for suction of oil, water and other liquefied products.  
ATEX approval;  
EX II 2 GD c, IIC 60°C (T6).

Wt= 60,0

Length x Width x Height (mm): 800x600x1800



**42221600 B Ab216Ex - Ejectorcleaner System 50, NE52, ATEX Ex II 2 GD.**  
This Ex-approved vacuum model is a very powerful unit especially developed for collection and recovery of flammable and explosive dust. Suitable for use in areas in industrial plants where flammable gases and dusts can be present, thereby causing a risk to persons and installations. All parts in the unit are conductive or antistatic to avoid static electricity discharge.  
ATEX approval;  
EX II 2 GD c IIC 60°C (T6).

Wt= 69,0

Length x Width x Height (mm): 800x600x1650



**42242600 D Ab426Ex - Ejectorcleaner System 50, NE52, ATEX Ex II 2 GD.**  
Dual container system, designed for removal of industrial waste. This powerful suction unit comes equipped with a silo, a filter and a container. Special swiveling, lockable wheels are sized to increase mobility, and make the handling of heavy loads simple. The silo is designed to allow the collected material to be discharged over gratings or chutes for central collection. The model include slots for handling by forklift.  
ATEX approval;  
EX II 2 GD c IIB 60°C (T6).

Wt= 146,0

Length x Width x Height (mm): 1400x730x1820

Code no. Dg Description

Weight(kg)



42250000 C Ab500Ex - Ejectorcleaner System 200, NE52, ATEX Ex II 2 GD.

This Ex-approved vacuum model is a very powerful unit especially developed for collection and recovery of large quantities of flammable and explosive chips and granules as well as liquids and sludge. Suitable for use in areas in most industrial plants where flammable gases and dust can be present, thereby causing risk to persons and installations. All parts in the unit are conductive or antistatic to avoid static discharge. The unit is supplied with a bottom drain valve for quick and simple discharge of liquids.

Wt= 72,0

ATEX approval;  
EX II 2 GD c IIB 60°C (T6).

Length x Width x Height (mm): 1200x800x1600



42251000 C Ab510Ex - Ejectorcleaner System 200, NE52, ATEX Ex II 2 GD.

This Ex-approved vacuum model is a very powerful unit especially developed for collection and recovery of large quantities of flammable and explosive chips and granules as well as liquids and sludge. Suitable for use in areas in most industrial plants where flammable gases and dust can be present, thereby causing risk to persons and installations. All parts in the unit are conductive or antistatic to avoid static discharge. The unit is supplied with a bottom drain valve for quick and simple discharge of liquids.

Wt= 102,0

ATEX approval;  
EX II 2 GD c IIB 60°C (T6).

Length x Width x Height (mm): 1150x750x1640



42295000 E Ab950Ex - Ejectorcleaner, NE74, ATEX Ex II 2 GD.

This heavy duty stainless steel vacuum unit is excellent for suction of hazardous and flammable liquids. Can transport material over long vertical and horizontal distances. Suitable for various cleaning and liquid pick-up operations in industry, and for stripping of cargo tanks and deep well sumps in shipping. Normally connected to tank stripping pumps equipped with stripping pipe. Parts in direct contact with collected liquids are made from stainless steel. All parts are antistatic and conductive to avoid static electricity loading. Suitable for suction of oil, water and other liquefied products. Possibilities for magnetic level control and pneumatic drain pump.

Wt= 241,0

ATEX approval;  
EX II 2 GD c, IIC 60°C (T6).

Length x Width x Height (mm): 1380x1000x1800

Code no. Dg Description Weight(kg)



42411500 C Bb115 - Electric cleaner System 50, NEL3R, 2,4kW 230V/50Hz  
Single container system, designed for the collection of dry materials over short distances. Versatile unit for use in diverse industries and institutions. Suction equipment is light and easy to handle. Wt= 45,0

Length x Width x Height (mm): 800x600x1400

42411580 B Bb115 - Electric cleaner System 50, NEL3R, 2,4kW 230V/50Hz  
without accessories Wt= 35,0  
Length x Width x Height (mm): 800x600x1400



42418100 C Bb181 - Electric cleaner System 50, NEL2R, 1,6kW 230V/50Hz  
High capacity vacuum system with built-in 500W pump. Efficient suction of liquids and simultaneous transportation into tanks or other collection devices. Designed to meet the demands of the toughest industrial environments. Wt= 51,0  
Pump data; max.capacity: Qv = 8

Length x Width x Height (mm): 800x600x1400



42421601 A Bb216 - Electric cleaner System 50, NEL3RT, 2,4kW 230V/50Hz  
Fine dust problems are easily solved by this high capacity vacuum unit. Efficient cyclonic preseparation of the dust before the absolute/HEPA filter. A single container system with absolute/HEPA filter for collection of very fine dust and granulated material. Wt= 69,0  
The filter cleaning process is simple and efficient.  
The unit can be fitted with a larger container for increased capacity.

Length x Width x Height (mm): 800x600x1650

42421680 B Bb216 - Electric cleaner System 50, NEL3RT, 2,4kW 230V/50Hz  
without accessories Wt= 58,0  
Length x Width x Height (mm): 800x600x1650



42421800 C Bb218 - Electric cleaner System 50, NEL3RT, 2,4kW 230V/50Hz  
Fine dust problems are easily solved by this high capacity vacuum unit. Efficient cyclonic preseparation of the dust before the absolute/HEPA filter. A single container system with flexible candle filter for collection of very fine dust and granulated material. Wt= 70,0  
The filter cleaning process is simple and efficient.  
The unit can be fitted with a larger container for increased capacity.

Length x Width x Height (mm): 800x600x1750

Code no. Dg Description

Weight(kg)



42430600 C Bb306 - Electric cleaner System 50, NEL3R, 2,4kW 230V/50Hz

Dual container system, designed for the collection of dust, powder, sand and other fine granules. This system contains three separation/filtration stages that ensure optimum cleaning efficiency. Suction equipment is strong and durable. Engineered so that trolley mounted containers easily tip to empty. Trolley with accessory basket.

Wt= 67,0

Length x Width x Height (mm): 1760x550x1060



42442600 C Bb426 - Electric cleaner System 50, NEL3R, 2,4kW 230V/50Hz

Dual container system, designed for removal of industrial waste. This powerful suction unit comes equipped with a silo and cyclonic pre-separation of the dust before the absolute/HEPA filter, ensuring the efficient filtration of large quantities of dust. The filter cleaning process is simple and efficient. Special swiveling, lockable wheels are sized to increase mobility, and make the handling of heavy loads especially easy. The model include slots for handling by forklift.

Wt= 149,0

Length x Width x Height (mm): 1400x730x1820



42451500 C Bb515 - Electric cleaner System 200, NEL3R, 2,4kW 230V/50Hz

High capacity system designed to remove larger quantities of liquids or granules. Trolley mounted container easily tips to discharge its contents. A bottom drain valve is fitted for simple discharge of liquids. Designed for handling by forklift and easy tipping into container, onto conveying belts and similar. The unit comes with a bottom drain valve for quick and simple discharge of liquids.

Wt= 105,0

Length x Width x Height (mm): 990x730x1510



42468000 C Bb680 - Electric cleaner w/side channel blower, 5,5kW 400V/50Hz

Electric vacuum unit suitable for general cleaning, suction from grinding machines, for powder transportation etc. Filter cartridge category M as standard main filter and control filter. Filters are also available in HEPA/Absolute or washable polyester version. Efficient filter cleaning by manual reverse air jet. Thermal overload fitted as standard.

Wt= 135,0

Length x Width x Height (mm): 1290x590x1650  
Power phase: 3

Code no. Dg Description Weight(kg)



42705000 E Cb050 - Electric cleaner w/side channel blower, 5,5kW 400V/50Hz  
 Electric vacuum unit suitable for fixed installation in small central suction systems. Can be used for general cleaning, suction from grinding machines, for powder transportation etc.  
 Filter cartridge category M fitted as standard main filter and control filter. Filters are also available in HEPA/Absolute or washable polyester type. Efficient filter cleaning by reverse air jet each time it is turned off. Needs compressed air at 6 bar for the filter cleaning process. Thermal overload control and false air valve fitted as standard.

Wt= 176,0

Length x Width x Height (mm): 1290x800x1650

Simultaneous operators:2

Power phase: 3



42705100 E Cb051 - Electric cleaner w/side channel blower, 5,5kW 400V/50Hz,  
 Electric vacuum unit suitable for fixed installation in small central suction systems. Can be used for general cleaning, suction from grinding machines, for powder transportation etc.  
 Filter cartridge category M fitted as standard main filter and control filter. Filters are also available in HEPA/Absolute or washable polyester type. Efficient filter cleaning by reverse air jet controlled by timer. Needs compressed air at 6 bar for the filter cleaning process. Thermal overload control and false air valve fitted as standard.

Wt= 193,0

Length x Width x Height (mm): 1290x800x1650

Simultaneous operators:2

Power phase: 3



42711100 F Cb111 - Electric cleaner w/side channel blower, 11kW 400V/50Hz.  
 Electric vacuum unit suitable for fixed installation in medium sized central suction systems. Can be used for general cleaning, suction from grinding machines, for powder transportation etc.  
 Sintered polyethylene main filter of category L installed as standard. Efficient main filter cleaning by automatic timer controlled pressurized air. Cartridge filter category M fitted as control filter. Y/D start, thermal overload control and false air valve fitted as standard. For suction and recovery of large quantities of material it is recommended to install a silo preseparating system with cyclonic material discharge.

Wt= 350,0

Mainfilter: Filter candles (NCF)

Simultaneous operators: 1 - 3

42711200 F Cb112 - Electric cleaner w/side channel blower, 11kW 400V/50Hz.  
 Electric vacuum unit suitable for fixed installation in medium sized central suction systems. Can be used for general cleaning, suction from grinding machines, for powder transportation etc.  
 Filter cartridge category M fitted as standard main filter and control filter. Efficient main filter cleaning by automatic timer controlled reverse air jet. Y/D start, thermal overload control and false air valve installed. For suction and recovery of large quantities of material it is recommended to install a silo preseparating system with cyclonic material discharge.

Wt= 350,0

Mainfilter: Filtercartridge

Simultaneous operators: 1 - 3

Length x Width x Height (mm): 1600x900x2050

Code no. Dg Description

Weight(kg)



42711500	F	Cb115 - Electric cleaner w/Roots pump, 22kW 400V/50Hz. Electric vacuum unit, with Roots vacuum pump. Suitable for fixed installation in medium sized central suction systems. Can be used for general cleaning, suction from grinding machines, for powder transportation etc. Sintered polyethylene main filter category L fitted as standard. Efficient main filter cleaning by automatic PLS-controlled pressurized air. Standard filter cartridge of category M fitted as control filter, HEPA/Absolute filters category H13 can be supplied. PLS, Y/D-start, thermal overload control, vacuum control and false air valve fitted. For suction and recovery of large quantities of material it is recommended to install a silo preseparating system with cyclonic material discharge.	Wt= 1 350,0
----------	---	--	-------------

Mainfilter: Filter candles (NCF)  
Simultaneous operators: 3 - 5

42712500	F	Cb125 - Electric cleaner w/Roots pump, 37kW 400V/50Hz. Mainfilter: Filter candles (NCF) Simultaneous operators: 5 - 8	
----------	---	---	--



42711600	F	Cb116 - Electric cleaner w/Roots pump, 22kW 400V/50Hz. Electric vacuum unit, with Roots vacuum pump, suitable for fixed installation in medium sized central suction systems. Can be used for general cleaning, suction from grinding machines, for powder transportation etc. Filter cartridge category M fitted as standard main filter and control filter, HEPA/Absolute filters category H13 can be supplied. Efficient main filter cleaning by automatic PLS controlled pressurized air. PLS, Y/D-start, thermal overload control, vacuum control and false air valve fitted as standard. For suction and recovery of large quantities of material it is recommended to install a silo preseparating system with cyclonic material discharge.	Wt= 1 350,0
----------	---	--	-------------

Mainfilter: Filtercartridge  
Simultaneous operators: 3 - 5

42712600	F	Cb126 - Electric cleaner w/Roots pump, 37kW 400V/50Hz. Mainfilter: Filtercartridge Simultaneous operators: 5 - 8	
----------	---	--	--

Length x Width x Height (mm): 2180x1350x2270



Code no. Dg Description Weight(kg)



42910000	C	Fb100 - Cyclone System 50, d51. Ht=740 Hp =500 D=402 Suitable for constant mixed air/material. Qv: 150-270	Wt= 9,0
42910100	C	Fb101 - Cyclone System 50, d63. Ht=760 Hp =535 D=402 Suitable for constant mixed air/material. Qv: 150-350	Wt= 10,0
42910500	C	Fb105 - Cyclone System 200, d51. Ht=740 Hp =500 D=602 Suitable for constant mixed air/material. Qv: 150-270	Wt= 13,0
42910600	C	Fb106 - Cyclone System 200, d63. Ht=760 Hp =535 D=602 Suitable for constant mixed air/material. Qv: 150-350	Wt= 14,0
42910800	E	Fb108 - Cyclone System 200, d76. Ht=880 Hp =735 D=602 Suitable for constant mixed air/material. Qv: 250-550	Wt= 18,0

The cyclone should be used whenever there is a constant suction flow to ensure maximum separation. The cyclones are recommended for suction of dry dust and granulates. Materials can be recovered in plastic bags if required. Typical areas of application for this product are suction of dust and shavings from grinding, cutting machines etc. For suction of powder, we recommend to use a Suction tool with false air valve head.



42915000	B	Fb150 - Coarse grain separator, syst. 50, d51.	Wt= 5,0
42915500	B	Fb155 - Coarse grain separator, syst. 200, d51.	Wt= 9,0
42915600	B	Fb156 - Coarse grain separator, syst. 200, d63.	Wt= 9,0
42915700	B	Fb157 - Coarse grain separator, syst. 200, d76.	Wt= 10,0

Suitable for separation of liquids, wet or dry materials as well as coarse grain, not dusty. The cup in the coarse grain separator has rim for the float ball.

42916000	B	Fb160 - Coarse grain separator, f/dry mat. syst. 50, d51.	Wt= 5,0
42916500	B	Fb165 - Coarse grain separator, f/dry mat. syst. 200, d51.	Wt= 9,0
42916600	B	Fb166 - Coarse grain separator, f/dry mat. syst. 200, d63.	Wt= 9,0
42916700	B	Fb167 - Coarse grain separator, f/dry mat. syst. 200, d76.	Wt= 10,0

For separation of dry, dusty and hazardous materials. The cup in the coarse grain separator has no rim for the float ball.



42930000	A	Fb300 - Complete w/floor suction head, d=63 B=500.	Wt= 4,0
42930100	A	Fb301 - Complete w/floor suction head, d=63 B=600.	Wt= 4,0

Rugged 63 mm inside diameter suction equipment designed for collection of abrasive materials. Suction pipe and pipe bend are made of aluminum, swivel is made of stainless steel. A replaceable rubber plate is provided in the suction pipe bend to resist wear.

Code no. Dg Description Weight(kg)



42932000	A	Fb320 - Complete w/floor suction head, d=51 B=400. Wheel, D=38.	Wt= 2,0
42932100	A	Fb321 - Complete w/floor suction head, d=51 B=500. Wheel, D=38.	Wt= 6,0
42932200	A	Fb322 - Complete w/floor suction head, d=51 B=600. Wheel, D=38.	Wt= 5,0
42932300	A	Fb323 - Complete w/floor suction head, d=51 B=400. Wheel, D=65.	Wt= 6,0
42932500	A	Fb325 - Complete w/wet suction head, d=51 B=400.	Wt= 6,0
42932800	A	Fb328 - Complete w/brush suction head, d=51 B=400.	

Suction equipment designed for heavy industrial cleaning in 51 mm inside diameter. Suction pipe is made of PEHD-el. The pipe bend is antistatic and made of the material Polyamide 12 for maximum life and wearability. Brushes and rubber strips are replaceable.

Wt= 3,0



42934200	A	Fb342 - Complete w/floor suction head, d=51 B=450. Light and easy to handle suction equipment in 51 mm inside diameter. Suitable for industrial or institutional work. Suction pipe is made of PEHD-el, pipe bend is antistatic and made of the material Polyamide 12 for maximum life and wearability. The floor suction head is equipped with interchangeable brushes and rubber strips to provide flexibility and performance.	Wt= 2,0
----------	---	--	---------



42935000	A	Fb350 - Complete w/floor suction head, d=38 B=370. Light and easy to handle suction equipment in 38mm inside diameter. Pipe bend is made of stainless steel in three parts, with adaptor for hose. The floor suction head is equipped with interchangeable brushes and rubber strips to provide flexibility and performance.	Wt= 1,9
----------	---	---	---------



43010001	A	Drum filler, w/suction inlet D=38, (NE14). Fits in a std. 2" BSP bung-hole. p=2300, Qv=136, L=440, Hp=370	Wt= 2,0
----------	---	---	---------



43010002	B	Drum filler on lid, w/suction inlet D=38, (NE14). Fits a standard system 50 container p=2300, Qv=136, L=440, Hp=370	Wt= 3,0
----------	---	---	---------

Code no. Dg Description Weight(kg)



43020001	A	Ejectorcleaner syst. 50, (NE22). p=2100, Qv=306, D=402, Hp=400 Compressed air consumption. Qv = 1	Wt= 13,0
43022001	A	Ejectorcleaner syst. 50, (NE32). p=3100, Qv=342, D=402, Hp=400 Compressed air consumption. Qv = 1,6	Wt= 13,0
43024001	A	Ejectorcleaner syst. 50, (NE42). p=4200, Qv=360, D=402, Hp=400 Compressed air consumption. Qv = 2,2	Wt= 13,0
43026001	A	Ejectorcleaner syst. 50, (NE52). p=5200, Qv=342, D=402, Hp=400 Compressed air consumption. Qv = 3	Wt= 13,0
43028001	A	Ejectorcleaner syst. 50, (NE74). p=7800, Qv=318, D=402, Hp=400 Compressed air consumption. Qv = 5,3 Suction inlet can be supplied on request, (D=51)	Wt= 13,0

Spare parts: See drawing Gd43020-01 Ejector.pdf



43030001	A	Ejectorcleaner syst. 200, (NE52). p=5200, Qv=342, D=602, Hp=400 Compressed air consumption. Qv = 3	Wt= 18,0
43032001	A	Ejectorcleaner syst. 200, (NE56). p=2500, Qv=564, D=602, Hp=400 Compressed air consumption. Qv = 2,7	Wt= 18,0
43034001	B	Ejectorcleaner syst. 200, (NE64). p=6800, Qv=330, D=602, Hp=400 Compressed air consumption. Qv = 4,3	Wt= 18,0
43036001	B	Ejectorcleaner syst. 200, (NE66). p=3800, Qv=630, D=602, Hp=400 Compressed air consumption. Qv = 4,1	Wt= 18,0
43038001	A	Ejectorcleaner syst. 200, (NE74). p=7800, Qv=318, D=602, Hp=400 Compressed air consumption. Qv = 5,3	Wt= 18,0
43040001	A	Ejectorcleaner syst. 200, (NE76). p=4800, Qv=690, D=602, Hp=400 Compressed air consumption. Qv = 5,4	Wt= 18,0
43042001	A	Ejectorcleaner syst. 200, (NE86). p=7300, Qv=540, D=602, Hp=400 Compressed air consumption. Qv = 9,5	Wt= 18,0
43044001	A	Ejectorcleaner syst. 200, (NE96). p=6800, Qv=660, D=602, Hp=400 Compressed air consumption. Qv = 8,6	Wt= 18,0



43048001	D	Ejectorcleaner syst. 200, (NE96x2). p=6800, Qv=1320, D=905, Hp=400 Compressed air consumption. Qv = 17,2 Suction inlet can be supplied on request, diam. shall be specified (D=51, D=63, D=76)	Wt= 30,0
----------	---	--	----------

Spare parts: See drawing Gd43020-01 Ejector.pdf

Ejectorcleaners are compressed air powered.

All technical data in pamphlets are given by dynamic compressed air pressure of 7bar.

Code no. Dg Description Weight(kg)



43052001	A	Electric cleaner syst. 50, (NEL2R). radio-interference suppr. 1,6 kW, 230 V, 50/60 Hz, IP 44 p=2150, Qv=312, D=410, Hp=245	Wt= 13,0
----------	---	---	----------

Approved:



43052002	C	Electric cleaner syst. 50, (NEL2). 1,6 kW, 110/120V, 50/60 Hz, IP 44 p=2150, Qv=312, D=410, Hp=245	Wt= 13,0
----------	---	--	----------

43054100	A	Electric cleaner syst. 50, (NEL3R). radio-interference suppr. 2,4 kW, 230 V, 50/60 Hz, IP 44 p=2150, Qv=460, D=410, Hp=245	Wt= 15,0
----------	---	---	----------

Approved:



43054200	A	Electric cleaner syst. 50, (NEL3RT). radio-interference suppr., cooling-air filter and thermo-switch 75°C 2,4 kW, 230 V, 50/60 Hz, IP 44 p=2150, Qv=460, D=410, Hp=245	Wt= 16,0
----------	---	---	----------

Approved:



43054300	B	Electric cleaner syst. 50, (NEL3). 2,4 kW, 110/120 V, 50/60 Hz, IP 44 p=2150, Qv=460, D=410, Hp=245	Wt= 15,0
----------	---	---	----------

Spare parts: See drawing Gd43050-01 Electric.pdf



43060001	B	Side channel blower, w/thermo-switch, three-phase, 3 kW, 230/400 V, 50 Hz p=3000, Qv=315, L=422 Hp=435 B=395	Wt= 40,0
----------	---	--	----------

43060100	B	Side channel blower, w/thermo-switch, three-phase, 5,5 kW, 230/400 V, 50 Hz p=3000, Qv=639, L=515 Hp=530 B=480	Wt= 71,0
----------	---	--	----------

43060200	A	Side channel blower, w/thermo-switch, three-phase, 5,5 kW, 400/690 V, 50 Hz p=3000, Qv=639, L=515 Hp=530 B=480	Wt= 71,0
----------	---	--	----------

43060300	B	Side channel blower, w/thermo-switch, three-phase, 11 kW, 230/400 V, 50 Hz p=3000, Qv=1098, L=626 Hp=690 B=580	Wt= 128,0
----------	---	--	-----------

43060400	B	Side channel blower, w/thermo-switch, three-phase, 11 kW, 400/690 V, 50 Hz p=3000, Qv=1098, L=626 Hp=690 B=580	Wt= 128,0
----------	---	--	-----------

Code no. Dg Description Weight(kg)

	43110001	A Filter bag syst. 50, disposable, pack of 5 pcs. A=0,50 Filter material: Multilayer filter paper. Max. temp. 70°C For use in combination with vacuum cleaners system 50*/200 for suction of dry and coarse grain materials. To increase operation time for the filter. It can be used together with dust-bags for preseparation of dust	Wt= 0,6
	43110100	A Filter bag syst. 50. A=0,35	Wt= 0,2
	43110200	A Filter bag syst. 50, Antistatic. A=0,35	Wt= 0,2
	43110300	A Filter bag syst. 200. A=0,59	Wt= 0,4
	43110400	A Filter bag syst. 200, Antistatic. A=0,59 Filter material: Teflon coated polyester. Max. temp. 120°C Short period: 140°C  For use in combination with vacuum cleaners system 50*/200 for suction of dry and coarse grain materials. To increase operation time for the filter. It can be used together with dust-bags for preseparation of dust	Wt= 0,4
	43120100	A Filtercartridge syst. 50/200, without outside perforated steel plate. A=2,38 D=264 Ht=220 Fc=M Filter material: Cellulose paper. Max. temp. 70°C	Wt= 1,7
	43120101	A Filtercartridge syst. 50/200, without outside perforated steel plate, without bottom A=2,38 D=264 Ht=220 Fc=M Filter material: Cellulose paper. Max. temp. 70°C	Wt= 1,6
	43120200	A Filtercartridge syst. 50/200, without outside perforated steel plate A=1,56 D=264 Ht=220 Fc=H13 Filter material: Cellulose paper, glass micro-fiber paper w/acrylic Max. temp. 70°C For suction of hazardous materials.	Wt= 2,0
	43120300	A Filtercartridge syst. 50/200, without outside perforated steel plate, washable. A=2,38 D=264 Ht=220 Fc=M Filter material: Polyester. Max. temp. 120°C Short period: 140°C To be used for suction of oil or oil emulsified liquids	Wt= 2,0
	43130201	A Filtercartridge syst. 50/200, without outside perforated steel plate. A=5,40 D=264 Ht=470 Fc=M Filter material: Cellulose paper. Max. temp. 70°C	Wt= 3,0
	43130301	A Filtercartridge syst. 50/200, without outside perforated steel plate. A=6,90 D=264 Ht=600 Fc=M Filter material: Cellulose paper. Max. temp.70°C	Wt= 4,0
	43130401	A Filtercartridge syst. 50/200, without outside perforated steel plate. A=10,00 D=264 Ht=870, Fc=M Filter material: Cellulose paper. Max. temp. 70°C	Wt= 5,0
	43130702	A Filtercartridge syst. 50/200, without outside perforated steel plate. A=3,50 D=264 Ht=470 Fc=H13 Filter material: Cellulose paper, glass micro-fiber paper w/acrylic Max. temp.70°C	Wt= 4,0
	43130801	A Filtercartridge syst. 50/200, without outside perforated steel plate. A=4,50 D=264 Ht=600 Fc=H13 Filter material: Cellulose paper, glass micro-fiber paper w/acrylic Max. temp.70°C	Wt= 3,0
	43130901	A Filtercartridge syst. 50/200, without outside perforated steel plate. A=6,50 D=264 Ht=870 Fc=H13 Filter material: Cellulose paper, glass micro-fiber paper w/acrylic Max. temp. 70°C	Wt= 6,0

To increase operation time for the filter it can be used together with dust-bag or other pre-filtration systems for pre separation of dust.

Code no. Dg Description Weight(kg)



43120400	A	Filter, cooling-air. To be used with code no.: 43054200 A= 0,70 D=338 Ht=42 Fc=M	Wt= 0,8
----------	---	--	---------



43130001	A	Filtercartridge syst. 50/200 with outside perforated steel plate. A=2,38 D=264 Ht=220 Fc=M Filter material: Cellulose paper. Max. temp.	Wt= 2,0
----------	---	--	---------

43130100	A	Filtercartridge syst. 50/200 with outside perforated steel plate, without bottom. A=2,38 D=264 Ht=470 Fc=M Filter material: Cellulose paper. Max. temp.	Wt= 1,0
----------	---	--	---------

43130200	A	Filtercartridge syst. 50/200 with outside perforated steel plate. A=5,40 D=264 Ht=470 Fc=M Filter material: Cellulose paper. Max. temp.	Wt= 2,0
----------	---	--	---------

43130300	A	Filtercartridge syst. 50/200 with outside perforated steel plate. A=6,90 D=264 Ht=600 Fc=M Filter material: Cellulose paper. Max. temp.	Wt= 3,0
----------	---	--	---------

43130400	A	Filtercartridge syst. 50/200 with outside perforated steel plate. A=10,00 D=264 Ht=870 Fc=M Filter material: Cellulose paper. Max. temp. 70°C	Wt= 5,0
----------	---	--	---------

43130500	A	Filtercartridge syst. 50/200 with outside perforated steel plate. A=1,56 D=264 Ht=220 Fc=H13 Filter material: Cellulose paper, glass micro-fiber paper w/acrylic Max. temp. For suction of hazardous materials.	Wt= 2,1
----------	---	---	---------

43130502	A	Filtercartridge syst. 50/200 with outside perforated steel plate. A=1,56 D=264 Ht=220 Fc=H13 A4 Filter material: Cellulose paper, glass micro-fiber paper w/acrylic Max. temp.	Wt= 2,8
----------	---	---	---------

43130700	A	Filtercartridge syst. 50/200 with outside perforated steel plate. A=3,50 D=264 Ht=470 Fc=H13 Filter material: Cellulose paper, glass micro-fiber paper w/acrylic Max. temp. For suction of hazardous materials.	Wt= 3,2
----------	---	---	---------

43130800	A	Filtercartridge syst. 50/200 with outside perforated steel plate. A=4,50 D=264 Ht=600 Fc=H13 Filter material: Cellulose paper, glass micro-fiber paper w/acrylic Max. temp. For suction of hazardous materials.	Wt= 3,8
----------	---	---	---------

43130900	A	Filtercartridge syst. 50/200 with outside perforated steel plate. A=6,50 D=264 Ht=870 Fc=H13 Filter material: Cellulose paper, glass micro-fiber paper w/acrylic Max. temp. 70°C For suction of hazardous materials.	Wt= 4,8
----------	---	--	---------

To increase operation time for the filter it can be used together with dust-bag or other pre-filtration systems for pre separation of dust.



43140002	A	Clamp for filtercartridge with Ht=470.	Wt= 0,3
----------	---	--	---------

43140003	A	Clamp for filtercartridge with Ht=870.	Wt= 0,7
----------	---	--	---------

43140005	A	Clamp for filtercartridge with Ht=600.	Wt= 0,6
----------	---	--	---------

43140009	A	Clamp for filtercartridge with Ht=220, A4.	Wt= 0,3
----------	---	--	---------

43140010	A	Clamp for filtercartridge with Ht=220, Ma=El.Zn.	Wt= 0,5
----------	---	--	---------



43906010	A	Filter candle vyon f Ht: 300 Max. temp. 70°C, Fc=U	Wt= 0,2
----------	---	---	---------

43906012	A	Filter candle vyon f Ht: 400 Max. temp. 70°C, Fc=U	Wt= 0,3
----------	---	---	---------

43906011	A	Filter candle vyon f Ht: 500 Max. temp. 70°C, Fc=U	Wt= 0,3
----------	---	---	---------

43906050	A	Filter candle PET Ht: 300 Max. temp. 80°C, Fc=H12	Wt= 0,4
----------	---	--	---------

43906051	A	Filter candle PET Ht: 400 Max. temp. 80°C, Fc=H12	Wt= 0,3
----------	---	--	---------

43906052	A	Filter candle PET Ht: 500 Max. temp. 80°C, Fc=H12	Wt= 0,3
----------	---	--	---------

43906042	A	Filter candle PPF Ht: 500 Max. temp. 110°C, Fc=U	Wt= 0,3
----------	---	---	---------

	Code no.	Dg	Description	Weight(kg)
	43160001	A	Filter syst. 50 w/compr. air cleaning (NCF1,6). Filter material: PET w/membrane. Fc=H12 Max. temp. 80°C A=1,6 D=402 Ht=532 Hp=415	Wt= 23,0
	43160101	B	Filter syst. 50 w/compr. air cleaning (NCF1,6). Filter material: Vyon F Polyethylene. Fc=U Max. temp. 70°C without cone A=1,6 D=402 Ht=482 Hp=395	Wt= 23,0
Max. recommended filter loading: Qv = 480 Number of filter candles: 36, L=300				
	43162001	A	Filter syst. 200 w/compr. air cleaning (NCF3,15). Filter material: PET w/membrane. Fc=H12 Max. temp. 80°C A=3,15 D=602 Ht=555 Hp=315	Wt= 39,0
	43162101	A	Filter syst. 200 w/compr. air cleaning (NCF3,15). Filter material: Vyon F Polyethylene. Fc=U Max. temp. 70°C without cone A=3,15 D=602 Ht=505 Hp=270	Wt= 40,0
Max. recommended filter loading: Qv = 945 Number of filter candles: 70, L=300				
	43164001	A	Filter syst. 200 w/compr. air cleaning (NCF5,25). Filter material: PET w/membrane. Fc=H12 Max. temp. 80°C A=5,25 D=602 Ht=755 Hp=520	Wt= 53,0
	43164101	B	Filter syst. 200 w/compr. air cleaning (NCF5,25). Filter material: Vyon F Polyethylene. Fc=U Max. temp. 70°C without cone A=5,25 D=602 Ht=705 Hp=470	Wt= 54,0
Max. recommended filter loading: Qv = 1575 Number of filter candles: 70, L=500				
	43210001	B	Control system for ejectorcleaners, pneumatic, remote. Control hose not included.	Wt= 0,8
	43211001	A	Hose for use with control system for ejectorcleaners. Length to be stated in order. To be used with code no.: 43210001	Wt= 0,2
	43212001	C	Control system for ejectorcleaners, pneumatic. Suction periods: 2-300 sec Discharge periods: 2-300 sec	Wt= 4,0
	43213001	C	Control system for pneumatic valves. To be used with code no.: 43064001, 43064100, 43080001, 43080100, 43084001, 43084100	Wt= 0,5
	43214001	A	Branch pipe 1" BSP w/1 quick-coupling, for ejectorcleaners. For control of NCF-filter cleaning or discharge valve.	Wt= 0,5
	43214100	A	Branch-pipe 1" BSP w/2 quick-couplings, for ejectorcleaners. For control of NCF-filter cleaning and discharge valve.	Wt= 0,9

	Code no.	Dg Description	Weight(kg)
	43220001	A Control system for ejectorcleaners, 230V, 50Hz. Suction periods: 1 sec - 100 hou Discharge periods: 1 sec - 100 hou L=156 Ht=255 B=200 To be used with code no.: 43020001-43034001, 43036001-43040001	Wt= 4,0
	43222001	C Control system for ejectorcleaners, 230V, 50Hz. Suction periods: 1 sec - 100 hou Discharge periods: 1 sec - 100 hou L=165 Ht=255 B=200 To be used with code no.: 43042001, 43044001  Other voltage can be supplied on request. Mounting plate for silo syst. 200 code no. 43690001	Wt= 6,0
	43220026	C Control system for ejectorcleaners NE22 - NE76 Suction periods: 1-100 min Discharge periods: 1-100 sec	Wt= 4,0
	43222008	C Control system for ejectorcleaners NE86 - NE96 Suction periods: 1-100 min Discharge periods: 1-100 sec	Wt= 4,0
	43232009	C Starter, direct, 230V, Y/D for side channel blower 5,5kW.	Wt= 0,6
	43233009	C Starter, direct, 400V, Y/D for side channel blower 5,5kW.	Wt= 1,0
	43250001	B Valve, Safety/False air, for side channel blower 3kW	Wt= 3,0
	43250101	B Valve, Safety/False air, for side channel blower 5,5kW	Wt= 3,0
	43250201	B Valve, Safety/False air, for side channel blower 11kW	Wt= 5,0
	43250301	B Valve, False air. D=76.	Wt= 5,0
	43251001	B Level control for silos, containers etc. (Mounting/adjustment: see mounting instruction). Max. depth of sensor: 500 mm. Ht=650	Wt= 1,0
	43251051	C Cable for level control, code no 43251001 Length to be stated in order.	Wt= 0,1
	43290001	A Service kit, complete. L=280 Ht=400 B=90	Wt= 3,0
	43290051	A Vacuum-meter w/plate. D=90	Wt= 0,3
	43290101	A Manometer w/claw couplings.	Wt= 0,4
	43291001	A Earthingkit.	Wt= 0,1



Code no. Dg Description Weight(kg)



43320001 A Container syst. 50  
Volume: 67 l  
D=390 Ht=630 Wt= 6,0

43322001 A Container syst. 50, w/inlet-pipe holder D=51.  
Volume below suction inlet: 40 l  
D=390 Ht=630 Wt= 6,0

43324001 A For container combinations  
Other data as for 43322001



43326001 A Container syst. 50, w/bottom drain valve 2" BSP,  
and inlet-pipe holder D=51.  
Volume below suction inlet: 40 l  
D=390 Ht=630 Wt= 8,0



43328001 A Container syst. 50 w/pump and sieve (230V AC),  
w/bottom drain valve 1 1/4" BSP and inlet-pipe holder D=51.  
D=390 Ht=630 Wt= 20,0



43332001 A Container syst. 50, w/excentric fasteners.  
Volume: 47 l  
D=390 Ht=450 Wt= 5,0

43334001 A Container syst. 50, w/excentric fasteners.  
Volume: 67 l  
D=390 Ht=630 Wt= 7,0



43348001 A Container syst. 50, A4, w/inlet-pipe holder D=51.  
Volume below suction inlet: 40 l  
D=390 Ht=630 Wt= 6,7

43350001 B For container combinations.  
Other data as for 43348001 Wt= 6,7



43352001 A Container syst. 50, A4, w/bottom drain valve 2" BSP,  
and inlet-pipe holder D=51.  
Volume below suction inlet: 40 l  
D=390 Ht=630 Wt= 8,0

Code no. Dg Description

Weight(kg)



43360001 A Container syst. 200.  
Volume: 220 l  
D=590 Ht=875

Wt= 20,0



43362001 A Container syst. 200, w/inlet-pipe holder D=51.  
Volume below suction inlet: 160 l  
D=590 Ht=875

Wt= 20,0



43364001 A Container syst. 200, w/inlet-pipe holder D=76.  
Volume below suction inlet: 115 l  
D=590 Ht=875

Wt= 20,0

Suction inlet pipes have to be chosen according to hose size to be used. Code no.:

43880150 (D=76-76), 43880300 (D=76-51), 43880350 (D=76-63)



43366001 A Container syst. 200, w/bottom drain valve 2" BSP,  
and inlet-pipe holder D=51.  
Volume below suction inlet: 160 l  
D=590 Ht=875

Wt= 22,0

Code no. Dg Description

Weight(kg)



43028007 C Ejectorcleaner syst. 50, A4, (NE74).  
p=7800, Qv=318, D=402, Hp=400

Wt= 16,0



43391002 E Tank 950l A4.  
D=1000  
Volume: 950 l  
Length x Width x Height (mm): 1380x1000x1400

Wt= 215,0



43290151 E Magnetic Level Gauge for DN50 flange  
Ht: 717

Wt= 10,0



43660306 A Float holder A4 w/ A4 ball f/tank

Wt= 10,0



43930262 B Membr. pump compl mounted

Wt= 3,0

	Code no.	Dg	Description	Weight(kg)
	43411001	D	Silo syst. 50, w/brackets for legs, w/excentric conus, fasteners and suction inlet D=51. Volume below suction inlet: 68 l D=390 Ht=910  Abrasive plate code no. 43625001 In combination with filter basket code no. 43660001 and filter bag code no. 43110100 use code no. 43410005 (Silo S50 f/legs ecc cone lowered inlet f/basket/bag)	Wt= 22,0
	43412001	A	Silo syst. 50, for wall mounting w/excentric conus, fasteners and suction inlet D=51. Volume below suction inlet: 68 l D=390 Ht=910  Abrasive plate code no. 43625001 In combination with filter basket code no. 43660001 and filter bag code no. 43110100 use code no. 43412035 (Silo S50 f/wall ecc cone lowered inlet f/basket/bag)	Wt= 23,0
	43414001	A	Silo syst. 50 w/excentric fasteners. Volume: 28 l D=390 Ht=385	Wt= 23,0
	43417001	D	Silo syst. 50 for wall mounting w/excentric fasteners. Volume: 104 l Pneumatic discharge D=384 D=390 Ht=1000	Wt= 40,0
	43420001	C	Silo syst. 50, for wall mounting and container, w/fasteners and inlet-pipe holder D=51. D=390 Ht=330  Abrasive plate code no. 43625002 For floor mounting use frame code no. 43741001	Wt= 12,0
	43424001	A	Silo syst 50, w/reverse air cleaning, manual, w/fasteners and inlet-pipe holder D=51. D=390 Ht=640	Wt= 20,0
	43425001	A	Silo syst 50, w/reverse air cleaning, automatic, w/fasteners and inlet-pipe holder D=51. D=390 Ht=575	Wt= 23,0

Code no. Dg Description Weight(kg)



43440001 A Silo syst. 200, for legs/triangular frame.  
w/fasteners and inlet-pipe holder D=76 Wt= 41,0  
Volume below suction inlet: 146 l  
D=591 Ht=1115

Abrasive plate code no. 43627001  
Suction inlet pipes have to be chosen according to hose size to be used. Code no.:  
43880150 (D=76-76), 43880300 (D=76-51), 43880350 (D=76-63)

43441001 A Silo syst. 200, for legs/triangular frame,  
w/fasteners. Wt= 40,0  
Volume: 220 l  
D=591 Ht=1115



43442001 C Silo syst. 200, for wall/frame mounting,  
w/fasteners and inlet-pipe holder D=76. Wt= 45,0  
Volume below suction inlet: 146 l  
D=591 Ht=1115

Abrasive plate code no. 43627001  
Suction inlet pipes have to be chosen according to hose size to be used. Code no.:  
43880150 (D=76-76), 43880300 (D=76-51), 43880350 (D=76-63)

43443001 A Silo syst. 200, for wall/frame mounting,  
w/fasteners. Wt= 44,0  
Volume: 220 l  
D=591 Ht=1115

43444001 C Silo syst. 200, for wall/frame mounting,  
w/excentric fasteners. Wt= 45,0  
Volume: 220 l  
D=591 Ht=1115  
To be used with code no.: 43530001



43450001 D Silo syst. 200, for legs/triangular frame,  
w/fasteners and inlet-pipe holder D=76. Wt= 65,0  
Pneumatic discharge valve D=320  
Volume below suction inlet: 146 l  
D=591 Ht=1115

43452001 D Silo syst. 200, for wall/frame mounting,  
w/fasteners and inlet-pipe holder D=76. Wt= 68,0  
Volume below suction inlet: 146 l  
Pneumatic discharge valve D=320  
D=591 Ht=1115

Abrasive plate code no. 43627001  
Suction inlet pipes have to be chosen according to hose size to be used. Code no.:  
43880150 (D=76-76), 43880300 (D=76-51), 43880350 (D=76-63)



43458001 D Silo syst. 200 for wall mounting w/excentric fasteners.  
Pneumatic discharge D=584 Wt= 25,0  
Volume: 246 l  
D=590 Ht=1000

Code no. Dg Description Weight(kg)



43441017 E Silo S200 T-legs  
With internal cone  
Volume below suction inlet: 105 l  
Ht= 1695 B=1160  
To be used with code no.:43334012  
Wt= 100,0



43452040 E Silo S200 T-legs d320 pneum disch  
Wt= 100,0

43452041 E Silo S200 T-legs  
Pneumatic discharge  
Wt= 120,0

Dustfree discharge D=320  
Volume:  
Ht= 3290 B=1460



43461001 A Silo syst. 200, for wall/frame mounting,  
w/fasteners and inlet-pipe holder D=76  
D=591 Ht=620  
Wt= 29,0

For floor mounting use frame code no. 43750001  
Abrasive plate code no. 43627003  
Suction inlet pipes have to be chosen according to hose size to be used. Code no.:  
43880150 (D=76-76), 43880300 (D=76-51), 43880350 (D=76-63)



43470001 A Silo syst. 200, mobile, for forklift handling,  
w/fasteners and inlet-pipe holder D=76.  
Volume below suction inlet: 146 l  
Discharge height: 150 mm  
Wheel, D=200  
L=1020 Ht=1435 B=880  
Abrasive plate code no. 43627001  
Suction inlet pipes have to be chosen according to hose size to be used. Code no.:  
43880150 (D=76-76), 43880300 (D=76-51), 43880350 (D=76-63)  
Wt= 81,0



43472004 D Silo syst. 200, mobile, for forklift handling  
w/fasteners and inlet-pipe holder D=76.  
Manuel discharge D 320  
Volume below suction inlet: 146 l  
Wheel, D=200  
L=1040 Ht=1580 B=880  
Wt= 119,0  
Abrasive plate code no. 43627001  
Suction inlet pipes have to be chosen according to hose size to be used. Code no.:  
43880150 (D=76-76), 43880300 (D=76-51), 43880350 (D=76-63)



43470200 D Silo syst. 200, mobile, for forklift handling,  
w/fasteners and inlet-pipe holder D=76.  
Volume below suction inlet: 146 l  
Discharge height: 500 mm  
Wheel, airfilled, D=200  
L=1020 Ht=1740 B=890  
Wt= 90,0

Abrasive plate code no. 43627001  
Suction inlet pipes have to be chosen according to hose size to be used. Code no.:  
43880150 (D=76-76), 43880300 (D=76-51), 43880350 (D=76-63)



43476001 D Silo syst. 200, mobile, w/2 silos.  
L=1630 Ht=1440 B=880  
Discharge height: 150 mm  
Wheel, D=200  
Wt= 122,0

Code no. Dg Description Weight(kg)



43480001 D Silo syst. 300 for frame and legs.  
Equipped with bolts for fixing of continuously discharging silo or preseparators.  
Volume: 500 l  
D=800/592 Ht=1350 Wt= 100,0

43481001 D Silo syst. 300 for wall mounting.  
Other data as for 43480001 Wt= 102,0  
D=800/592 Ht=1350



43485001 D Silo syst. 200, continuously discharging, w/slots for fixing to silo.  
Control box with adjustable timer for setting of discharge periods(230 VAC).  
For use with silos syst. 200/300 Wt= 42,0  
D=602 Ht=750 Hp=490

To be used with code no.: 43630200



43510001 A Cyclone body for lid code nos 43610001, 43615001.  
Inlet-pipe holder/suction outlet D=51 Wt= 5,0  
D=160 Ht=750 Hp=500

43511001 C Cyclone body for lid code nos 43610001, 43615001.  
Inlet-pipe holder/suction outlet D=63 Wt= 5,0  
D=160 Ht=780 Hp=535

43512001 A Cyclone body for lid code nos 43610001, 43615001.  
Inlet-pipe holder/suction outlet D=76 Wt= 9,0  
D=200 Ht=880 Hp=735



43520001 C Cyclone syst. 50.  
D=402 Ht=445 Wt= 24,0

Suction inlet pipes have to be chosen according to hose size to be used. Code no.:  
43880150 (D=76-76), 43880300 (D=76-51), 43880350 (D=76-63)

Suction outlet pipes have to be chosen according to hose size to be used. Code no.:  
43620001 (D=51), 43620100 (D=63), 43620200 (D=76)

Suitable for constant mixed air/material. Qv: 300-600



43522001 D Cyclone syst. 200 high efficiency.  
Suction inlet: D=102(DN100) Wt= 60,0  
Cyclone diameter 402 mm, lid diameter 602 mm  
D=602 Ht=1600

Suction inlet pipes have to be chosen according to hose size to be used. Code no.:  
43882202 (D=102), 43882300 (D=76), 43882350 (D=63)

Suction outlet pipes have to be chosen according to hose size to be used. Code no.:  
43620200 (D=76), 43620300 (D=102), 43620400(D=152)

Suitable for constant mixed air/material. Qv: 500-800

Code no. Dg Description Weight(kg)



**43530001 A Cyclone syst. 200.**  
 Suction inlet: D=102(DN100) Wt= 45,3  
 D=602 Ht=640  
 Suction inlet pipes have to be chosen according to hose size to be used. Code no.:  
 43882202 (D=102), 43882300 (D=76), 43882350 (D=63)  
 Suction outlet pipes have to be chosen according to hose size to be used. Code no.:  
 43620100 (D=63), 43620200 (D=76), 43620300 (D=102)  
 Suitable for constant mixed air/material. Qv: 400-900



**43532001 D Cyclone syst. 200 high efficiency.**  
 Suction inlet: D=152(DN150) Wt= 120,0  
 D=602 Ht=2400  
 Suction inlet pipes have to be chosen according to hose size to be used. Code no.:  
 43882001 (D=152), 43882050 (D=127), 43882100, (D=102)  
 Suction outlet pipes have to be chosen according to hose size to be used. Code no.:  
 43620300 (D=102), 43620400 (D=152)  
 Suitable for constant mixed air/material. Qv: 700-1800



**43534001 E Cyclone syst. 200/300 w/inside abrasion plate for the cylindrical part.**  
 Suction outlet / inlet: D=152 / D=152(DN150) Wt= 110,0  
 Discharge opening D=200 mm  
 D=800/602 Ht=1255 Hp=1025  
 Optional: Abrasion plate for the conical part, code no. 43901076  
 Suction inlet pipes have to be chosen according to hose size to be used. Code no.:  
 43882001 (D=152), 43882050 (D=127), 43882100 (D=102)  
 Suitable for constant mixed air/material. Qv: 6500-1800



**43550001 A Preseparator syst. 50, coarse grain.**  
 Suction outlet / inlet: D=51 / D=51 Wt= 10,0  
 D=402 Hp=255  
 Suitable for constant mixed air/material. Qv: 0-270



**43555001 D Preseparator syst. 50, grit/dust, high efficiency.**  
 Suction outlet D=51. Suction hose D=51 into the inlet pipe D=63. Wt= 27,0  
 D=402 Hp=310 Ht=410  
 Suitable for constant mixed air/material. Qv: 0-400



**43560001 A Preseparator syst. 200, coarse grain.**  
 Suction outlet / inlet: D=76 / D=63 Wt= 13,0  
 D=602 Hp=255  
 Suitable for constant mixed air/material. Qv: 0-400

**43561001 A Preseparator syst. 200, coarse grain.**  
 Suction outlet / inlet: D=76 / D=76 Wt= 14,0  
 D=602 Hp=255  
 Suitable for constant mixed air/material. Qv: 0-550



Code no. Dg Description Weight(kg)



43570001 D Preseparator syst. 200, grit/dust, high efficiency.  
Suction outlet / inlet: D=76 / D=76(DN65) Wt= 52,0  
D=602 Ht=500 Hp=390

Suction inlet pipes have to be chosen according to hose size to be used. Code no.:  
43882150 (D=76), 43882200 (D=63)

Suitable for constant mixed air/material. Qv: 350-650



43571001 E Preseparator syst. 200/300, grit/dust, high efficiency.  
Suction outlet / inlet: D=152 / D=152(DN150) Wt= 75,0  
D=602 Ht=1050 Hp=1000

Suction inlet pipes have to be chosen according to hose size to be used. Code no.:  
43882001 (D=152), 43882050 (D=127), 43882100 (D=102)

Suitable for constant mixed air/material. Qv: 800-1400



43590001 A Drum filler w/suction inlet/outlet, D=51.  
Fits in a std. 2" BSP bung-hole. Wt= 1,0  
L=170 Ht=360 B=70

Code no. Dg Description Weight(kg)



43610001 A Lid syst. 50.  
D=402 Ht=27 Hp=15 Wt= 3,0

43611001 A Lid syst. 50 w/straight suction inlet D=51.  
D=402 Ht=27 Hp=15 Wt= 4,0

43612001 A Lid syst. 50 w/bent suction inlet D=51.  
D=402 Ht=27 Hp=15 Wt= 4,0



43615001 A Lid syst. 200.  
D=602 Ht=27 Hp=15 Wt= 7,0

43616003 A Lid syst. 200 w/suction inlet D=51.  
D=602 Ht=27 Hp=15 Wt= 1,0

43616100 B Lid syst. 200 w/suction inlet D=63.  
D=602 Ht=27 Hp=15 Wt= 8,0

43616200 A Lid syst. 200 w/suction inlet D=76.  
D=602 Ht=27 Hp=15 Wt= 8,0



43620001 A Suction outlet w/flange for all lids, D=51, Ht=90, D=190.  
Wt= 0,2

43620100 B Suction outlet w/flange for all lids, D=63, Ht=120, D=190.  
Wt= 1,2

43620200 A Suction outlet w/flange for all lids, D=76, Ht=135, D=190.  
Wt= 1,4

43620300 A Suction outlet w/flange for all lids, D=102, Ht=190, D=190.  
Wt= 2,6

43620400 C Suction outlet w/flange for all lids, D=152, Ht=315, D=190.  
Wt= 6,9



43621001 A Cup w/flange.  
D=190 Ht=118 Wt= 1,0

43621200 A Cup w/flange, A4.  
D=190 Ht=118 Wt= 3,0



43621100 A Cup w/flange for dry suction.  
D=190 Ht=110 Wt= 3,0



43622001 A Adaptor syst. 50, for cartridge filter.  
D=402 Ht=390 Hp=265 Wt= 7,0



43622200 B Adaptor syst. 50, w/suction inlet D=51.  
D=402 Ht= 345 Wt= 4,0



43622300 A Adaptor lid, reduction from syst. 200 to syst. 50,  
w/suction inlet D=51.  
D=602 Wt= 7,0

	Code no.	Dg	Description	Weight(kg)
	43624101	C	Sieve syst. 200 for collection of metal chips, w/suction inlet D=51. Mesh: D=3 Volume: 36 l D=602 Ht=630	Wt= 13,0
	43625001	A	Abrasion plate silo syst. 50. L=540 Ht=300	Wt= 3,0
	43627001	A	Abrasion plate silo syst. 200. L=800 Ht=300	Wt= 4,0
	43630001	A	Valve discharge, manual, Di 150 mm. D=225 L=510 Ht=175	Wt= 1,5
	43630100	A	Valve, discharge, pneumatically operated, Di 150 mm. D=225 L=500 Ht=175	Wt= 1,8
	43630200	A	Valve, discharge/non return, w/adj. counterweight, Di 150 mm. D=225 L=325 Ht=175	Wt= 1,5
	43630300	B	Discharge valve Linatex D 100mm Hp = 465	Wt= 3,0
	43631001	A	Valve, butterfly, manual, Di 150 mm. D=233 Hp=45	Wt= 4,0
	43632001	C	Valve, pinch, pneumatically operated, Di 60 mm. D=225 Ht=275	Wt= 15,0
	43632100	A	Valve, pinch, pneumatically operated, Di 75 mm. D=225 Ht=305	Wt= 18,0
	43632200	C	Valve, pinch, pneumatically operated, Di 95 mm. D=225 Ht=340  w/pressure reducing valve and 2 m compressed air hose. Max. temp. 80°C	Wt= 26,0
	43640001	A	Bag-holder for code no.43630200, 43631001. D=400 Ht=70	Wt= 1,0
	43640200	A	Bag-holder Big-bags, w/discharge valve. L=800 Ht=200 B=600 D=350	Wt= 10,0
	43640300	A	Bag plate for trolley syst. 50. To be used with code no.: 43725001 L=430 Ht=240 B=570	Wt= 5,0

	Code no.	Dg Description	Weight(kg)
	43650001	A Bag syst. 50, disposable. Pack of 5 Filter material: Multilayer filter paper. Vol.=30 l. Ht=725 B=575  For use together with cartridge filter or absolute filter for suction of dry materials. Use disposable dust bags for collection of hazardous materials	Wt= 1,0
	43650100	A Bag syst. 50, plastic. Pack of 10 Ht=1300 B=770	Wt= 1,0
	43660001	A Basket syst. 50. for filter bag code no. 43110100 for float ball code no. 43660300 D=370 Ht=275	Wt= 1,0
	43660003	A Basket S50 A4. for filter bag code no. 43110100 for float ball code no. 43660300 D=370 Ht=275	Wt= 1,0
	43660004	A Basket syst. 50 w/grate f/wet suction. for filter bag code no. 43110100 for float ball code no. 43660300 D=370 Ht=275	Wt= 1,1
	43660100	A Basket syst. 50. for filter bag code no.43110001, 43110100 for filter cartridge with height 220mm D=365 Ht=295	Wt= 1,1
	43660200	A Basket syst. 200. for filter bag code no. 43110300 for float ball code no. 43660300 D=590 Ht=300	Wt= 2,0
	43660202	A Basket syst. 200 galvanized. for filter bag code no. 43110300 for float ball code no. 43660300 D=590 Ht=300	Wt= 2,0
	43660300	A Float ball syst. 50/200. Material: PVC D=155	Wt= 1,0
	43662001	A Accessory basket syst. 50. To be used with code no.:43720001, -1001, -2001, -4001 L=315 Ht=380 B=450	Wt= 3,0
	43662100	A Accessory basket syst. 50. To be used with code no.: 43725001 L=175 Ht=250 B=450	Wt= 2,0

Code no. Dg Description

Weight(kg)



43662200 A Accessory basket for wall.  
L=460 Ht=510 B=215

Wt= 3,0



43662300 A Accessory basket for wall, w/hoserail.  
L=500 Ht=1020 B=240

Wt= 6,0



43670001 A Fasteners.  
for adaptors and containers syst. 50/200.  
Set - 2 pieces.

Wt= 0,2



43690004 A Mountingplate for control box on frame.  
To be used with code no.:43220001, 43222001  
L=250 B=220








Wt= 2,0



43692001 C Fluidizing kit f/silo.

Wt= 4,0

	Code no.	Dg Description	Weight(kg)
	43720001	A Trolley syst. 50. Wheel, D=125, D=225 L=860 Ht=1000 B=550	Wt= 13,0
	43721001	B Trolley syst. 50, w/isolated handle. To be used with code no.:43328001 Other data as for 43720001	Wt= 14,0
	43722001	A Trolley syst. 50, tippable. Wheel, D=125, D=225 L=860 Ht=1000 B=550	Wt= 12,0
	43723001	A Trolley syst. 50, for silo. Wheel, D=125, D=300 L=650 Ht=1250 B=620	Wt= 16,0
	43724001	B Trolley syst. 50, tippable for two containers. Wheel, D=125, D=225 L=1480 Ht=1000 B=550	Wt= 16,0
	43725001	A Trolley syst. 50, w/ frame for silo and container syst. 50. Wheel, D=200, D=300 L=1100 Ht=1500 B=720	Wt= 53,0
	43730001	A Trolley syst. 200, NT-4. Wheel, D=300 L=1050 Ht=830 B=850	Wt= 16,0
	43731001	A Trolley syst. 200, tippable, for forklift handling. Wheel, D=200 L=990 Ht=1150 B=730	Wt= 49,0

	Code no.	Dg	Description	Weight(kg)
	43740001	C	Frame syst. 50, double, forklift handling. L=1050 Ht=1760 B=875	Wt= 47,0
	43751001	C	Frame syst. 200, double, forklift handling L=1360 Ht=2375 B=1000	Wt= 88,0
	43741001	A	Frame syst. 50, single, forklift handling. L=520 Ht=1120 B=380 To be used with code no.: 43420001	Wt= 23,0
	43750001	A	Frame syst. 200, single, forklift handling. L=650 Ht=1250 B=650 To be used with code no.: 43461001	Wt= 35,0
	43752001	A	Frame syst. 200, triangular, for legs. Distance between legs: 1106 mm To be used with code no.:43755001, 43756001, 43756100 for code no.43440001, 43441001, 43450001	Wt= 11,0
	43755001	A	Leg, bent, w/holes for height adjustment, leg length: 1500 mm.	Wt= 5,0
	43756001	A	Leg, straight, w/holes for height adjustment, leg length: 1500 mm.	Wt= 4,0
	43756100	A	Leg, straight, w/holes for height adjustment, leg length: 2200 mm. To be used with code no.: 43757001  D=48	Wt= 7,0
	43757001	A	Stay-tube w/screws and nuts D=27 L=1500 Brackets must be used, 2 for each stay-tube, use code no. 43757100	Wt= 2,0
	43760001	A	Frame syst. 300, for silo, leg length: 2500 mm. L=1580 Ht=2500 B=1580	Wt= 118,0
	43770001	C	Wallmounting bracket for 43424001, 43425001 for frame 43740001, 43741001	Wt= 5,0

Code no. Dg Description Weight(kg)



43810001	A	Suction hose, PE, antistatic, Di=32, 20m.	Wt= 5,0
43811001	A	Suction hose, PE, antistatic, Di=38, 5m*.	Wt= 1,8
43811100	A	Suction hose, PE, antistatic, Di=38, 20m.	Wt= 6,0
43812001	A	Suction hose, PE, antistatic, Di=51, 1m*.	Wt= 1,0
43812100	A	Suction hose, PE, antistatic, Di=51, 6m*.	Wt= 3,7
43812200	A	Suction hose, PE, antistatic, Di=51, 10m*.	Wt= 5,9
43812300	A	Suction hose, PE, antistatic, Di=51, 20m.	Wt= 9,0
43812301	B	Suction hose, PE, antistatic, Di=51, 20m*.	Wt= 14,0
43812400	A	Suction hose, PE, antistatic, Di=51, 0.75m*.	Wt= 0,5
43812500	A	Suction hose, PE, antistatic, Di=51, 1.35m*.	Wt= 0,7
43812600	A	Suction hose, PE, antistatic, Di=51, 1.75m*.	Wt= 1,0

Temperature -40° - +60°C  
 \*w/male and female couplings in Polyamid 12  
 Suction hose for light cleaning



43819001	A	End sleeve antist, D=32.	Wt= 0,1
43819011	A	End sleeve antist, D=38.	Wt= 0,1
43819021	A	End sleeve antist, D=51.	Wt= 0,2



43822001	A	Suction hose, PVC, antistatic, Di=51, 1m*.	Wt= 3,0
43822100	A	Suction hose, PVC, antistatic, Di=51, 6m*.	Wt= 6,0
43822200	A	Suction hose, PVC, antistatic, Di=51, 10m*.	Wt= 11,0
43822300	A	Suction hose, PVC, antistatic, Di=51, 30m.	Wt= 30,0
43822301	A	Suction hose, PVC, antistatic, Di=51, 30m*.	Wt= 30,0

Temperature -20° - +70°C  
 \*w/male and female couplings in Polyamid 12  
 Suction hose for industrial cleaning/chemicals/liquids



Code no. Dg Description Weight(kg)



43831001	A	Suction hose, PUR, antistatic, Di=38, 20m.	Wt= 10,0
43832001	A	Suction hose, PUR, antistatic, Di=51, 1m*.	Wt= 3,0
43832100	A	Suction hose, PUR, antistatic, Di=51, 6m*.	Wt= 4,5
43832200	A	Suction hose, PUR, antistatic, Di=51, 10m*.	Wt= 7,1
43832300	A	Suction hose, PUR, antistatic, Di=51, 20m.	Wt= 13,0
43832301	A	Suction hose, PUR, antistatic, Di=51, 20m*.	Wt= 13,0
43833001	A	Suction hose, PUR, antistatic, Di=63, 10m.	Wt= 8,0
43833100	A	Suction hose, PUR, antistatic, Di=63, 20m.	Wt= 16,0
43834100	A	Suction hose, PUR, antistatic, Di=76, 6m.	Wt= 10,0
43834200	A	Suction hose, PUR, antistatic, Di=76, 10m.	Wt= 12,0
43834300	A	Suction hose, PUR, antistatic, Di=76, 20m.	Wt= 23,0
43834400	A	Suction hose, PUR, antistatic, Di=76, 1m.	Wt= 1,2
43834500	A	Suction hose, PUR, antistatic, Di=76, 2m.	Wt= 2,3
43835001	A	Suction hose, PUR, antistatic, Di=102, 10m.	Wt= 16,0
43836001	A	Suction hose, PUR, antistatic, Di=152, 10m.	Wt= 21,0

Temperature -40°C - +90°C

Short period: 125°C

\*w/male and female couplings in Polyamid 12

Suction hose for heavy industrial cleaning and abrasive applications

	Code no.	Dg	Description	Weight(kg)
	43840001	A	Floor suction head w/rubber strips, brushes and wheels D=40. for suction pipe D=51. B=450	Wt= 1,0
	43840050	A	Floor suction head w/rubber strips, brushes and wheels D=40. for suction pipe D=38. B=370	Wt= 1,0
	43840100	A	Floor suction head w/rubber strips and wheels D=38, for suction pipe D=51. B=400	Wt= 1,5
	43840150	A	Floor suction head w/rubber strips and wheels D=38, for suction pipe D=51. B=500	Wt= 1,5
	43840200	A	Floor suction head w/rubber strips and wheels D=38, for suction pipe D=51. B=600	Wt= 0,9
	43840250	A	Floor suction head w/rubber strips and wheels D=65, for suction pipe D=51. B=400	Wt= 1,5
	43840300	A	Floor suction head w/rubber strips and wheels D=65, for suction pipe D=51. B=500	Wt= 1,0
	43840350	A	Floor suction head w/rubber strips and wheels D=65, for suction pipe D=51. B=600	Wt= 1,1
			Antistatic For use with wet and dry applications For central vacuum systems	
	43840400	A	Floor suction head w/rubber strips and wheels D=65, for suction pipe D=63. B=500	Wt= 2,0
	43840450	A	Floor suction head w/rubber strips and wheels D=65, for suction pipe D=63. B=600	Wt= 2,0
			For use with wet and dry applications For abrasive materials	
	43840500	A	Floor suction head w/rubber strips, for suction pipe D=51. B=400 For use with wet applications	Wt= 1,5
	43840550	A	Floor suction head w/brushes, for suction pipe D=51. B=400 For use with dry applications	Wt= 1,0

Code no. Dg Description Weight(kg)

	43841001	A Suction tool pipe, A2, three parts, D=38. L=1200	Wt= 0,9
	43842001	A Suction tool pipe, PEHD-EL, D=51. L=1000	Wt= 0,3
	43842150	A Suction tool pipe, bend, polyamide 12, antistatic, D=51. L=330	Wt= 0,2
	43999663	A Pipe bend, A4, D=51.	Wt= 1,0
	43842200	A Connection pipe, A4, D=51. For connection of more pipes code no. 43842001 L=120	Wt= 1,0
	43843001	A Suction tool pipe, aluminum, D=63. L=1000	Wt= 1,0
	43843050	A Suction tool bend, aluminum, w/handle and abrasion plate, D=63.	Wt= 1,0
	43843100	A Suction tool swivel, A4, D=63. L=150	Wt= 1,0
	43850001	A Suction tool, w/false air valve, galvanized, L=900, D=51.	Wt= 1,0
	43850005	B Suction tool, w/false air valve, galvanized, L=900, D=38.	Wt= 1,0
	43850050	A Suction tool, w/false air valve, galvanized, L=900, D=63.	Wt= 2,0
	43850100	A Suction tool, w/false air valve, galvanized, L=900, D=76.	Wt= 3,0
		For suction of materials over longer distances to ensure sufficient supply of transport air	
	43850150	A Suction tool, w/false air valve and handle, L=1200, D=51.	Wt= 3,0
	43850200	A Suction tool, w/false air valve and handle, L=1200, D=63.	Wt= 4,0
	43850250	A Suction tool, w/false air valve and handle, L=1200, D=76.	Wt= 5,0
		For suction of granulates and shot blasting	
	43851001	A Suction tool, scraper, galvanized, L=500, D=38.	Wt= 0,6
	43851050	A Suction tool, scraper, galvanized, L=500, D=51.	Wt= 0,7
	43851100	A Suction tool, scraper, galvanized, L=500, D=63.	Wt= 1,1
	43851150	A Suction tool, scraper, galvanized, L=1000, D=51.	Wt= 1,4
	43851200	A Suction tool, scraper, galvanized, L=1000, D=63.	Wt= 2,2
	43851250	A Suction tool, scraper, galvanized, L=1000, D=76.	Wt= 2,6
		For suction of dirt attached to surfaces	

	Code no.	Dg Description	Weight(kg)
	43860001	A Suction tool, hand held, w/stiff brush, D=51. antistatic, polypropylene. D=90	Wt= 0,3
	43860200	A Suction tool, hand held, w/soft brush, D=51. antistatic, polypropylene. D=90  For cleaning of fragile surfaces	Wt= 0,3
	43861001	A Suction tool, hand held, D=51. antistatic, polypropylene. B=130  For cleaning of profiles etc.	Wt= 0,3
	43862001	A Suction tool, Hand held, conical, D=51. antistatic, polypropylene. L=250  For cleaning in hard to reach spots	Wt= 0,3
	43870001	A Branch pipe, galv. steel, L=430, D=51-51-51.	Wt= 1,0
	43870100	A Branch pipe, galv. steel, L=460, D=63-51-63.	Wt= 1,0
	43870200	A Branch pipe, galv. steel, L=460, D=63-63-63.	Wt= 1,0
	43870300	A Branch pipe, galv. steel, L=460, D=76-51-76.	Wt= 1,0
	43870400	C Branch pipe, galv. steel, L=460, D=76-63-76.	Wt= 1,0
	43870500	A Branch pipe, galv. steel, L=500, D=76-76-76.	Wt= 1,0
	43871001	A Branch pipe, Y-type, galv. steel, L=430, D=51-51-51.	Wt= 1,0
	43871004	A Branch pipe, Y-type, galv. steel, L=430, D=51-38-38.	Wt= 1,0
	43871100	C Branch pipe, Y-type, galv. steel, L=430, D=63-51-51.	Wt= 1,0
	43871200	C Branch pipe, Y-type, galv. steel, L=430, D=63-63-63.	Wt= 1,0
	43871300	A Branch pipe, Y-type, galv. steel, L=410, D=76-51-51.	Wt= 1,0
	43871400	C Branch pipe, Y-type, galv. steel, L=420, D=76-63-63.	Wt= 1,0
	43871500	A Branch pipe, Y-type, galv. steel, L=430, D=76-76-76.	Wt= 1,0
		43880001	A Hose connector, galv. steel, D=38, L=150.
43880050		A Hose connector, aluminum, D=50, L=150.	Wt= 0,5
43880100		A Hose connector, galv. steel, D=63, L=150.	Wt= 0,5
43880150		A Hose connector, A4, D=76, L=180.	Wt= 0,5
	43880200	A Hose reducer, A4, conical, D=51-38, L=140.	Wt= 0,2
	43880250	A Hose reducer, A4, conical, D=63-51, L=180. w/quick-coupling.	Wt= 0,4
	43880300	A Hose reducer, A4, conical, D=76-51, L=210. w/quick-coupling.	Wt= 1,0
	43880350	A Hose reducer, A4, conical, D=76-63, L=165.	Wt= 1,0
	43880400	A Hose reducer, galv. Steel, D=102-76, L=215.	=Vekt 1,0
	43880201	A Hose reducer, A4, D=51-32, L=115.	=Vekt 0,2

Code no. Dg Description Weight(kg)



43881001 A Suction inlet/outlet, D=63, Ht=50.  
To be used with code no.: 43060001 Wt= 1,0

43881050 B Suction inlet/outlet, D=76, Ht=60.  
To be used with code no.: 43060100, -200 Wt= 2,0

43881100 B Suction inlet/outlet, D=102, Ht=60.  
To be used with code no.: 43060300, -400 Wt= 3,0



43882001 B Suction inlet w/flange, D=152, L=155, DN150. Wt= 6,0

43882050 B Suction inlet w/flange, D=127, L=155, DN150. Wt= 6,0

43882100 B Suction inlet w/flange, D=102, L=155, DN150. Wt= 5,0

43882150 B Suction inlet w/flange, D=76, L=105, DN65. Wt= 2,0

43882200 B Suction inlet w/flange, D=63, L=105, DN65. Wt= 2,0

43882202 B Suction inlet w/flange, D=102, L=110, DN100. Wt= 5,0

43882300 B Suction inlet w/flange, D=76, L=100, DN100. Wt= 2,0

43882350 A Suction inlet w/flange, D=63, L=100, DN100. Wt= 2,0

43882400 C Suction inlet w/flange, D=76, L=90, DN80. Wt= 2,0



43885001 A Quick-coupling, female, polyamide 12, antistatic D=51.  
L=88 Wt= 0,5

43885050 A Quick-coupling, female, polyamide 12, antistatic, w/switch D=51.  
L=120 Wt= 1,0



43930101 A Coupling, female D=51. Wt= 0,2



43930102 A Coupling, male D=51. Wt= 0,2



43885300 A Quick-coupling, female, steel D=76-76. Wt= 1,0

43885350 A Quick-coupling, female, steel, w/switch D=76-76. Wt= 1,0

Male coupling: code no.: 43880150, -300, -350